



FLOCK PROFILING

Chelwood Farming



CHELWOOD FARMING

- ▶ Farm between Mintaro and Burra, east of the Clare Valley
 - ▶ 3000 Ha Total Area
 - ▶ 2000 Ha Cropped
 - ▶ 30 Ha Vines
 - ▶ 800 Ha Winter Grazing
 - ▶ 3500 merino ewes mated to merino sires
- 



Your Flock Profile results are also provided in a table format below

ASBV	Description	Units	Flock Average	Flock Percentile	Industry Flock Average
YFD	Yearling Fibre Diameter	µm	-1.1	45	-1.0
YDCV	Yearling Fibre Diameter Coefficient of Variation	%	-0.9	40	-0.7
YSL	Yearling Staple Length	mm	9.5	30	6.2
YCFW	Yearling Clean Fleece Weight	%	19.0	30	14.8
PWT	Post Weaning Weight	kg	4.7	15	3.2
YWT	Yearling Weight	kg	6.5	15	4.7
YEMD	Yearling Eye Muscle Depth	mm	0.4	40	0.3
YFAT	Yearling Fat Depth	mm	0.2	40	0.0
EBWR	Early Breech Wrinkle	score	-0.5	15	-0.1
YCUR	Yearling Fibre Curvature	degrees	-7.4	25	-4.5
FP	Fibre Production Index	score	138.0	25	134.0
MP	Merino Production Index	score	150.0	20	140.0
DP	Dual Purpose Index	score	140.0	20	132.0

RAMS ASBV BOUGHT IN 2022

	PWT	YWT	YEMD	YFAT	SHR	YCFW	YFD	YSL
3171	8.19	11.88	0.80	0.76	0.76	29.0	-1.18	16.64
3977	4.12	7.18	0.91	0.46	0.68	18.2	-2.04	13.57
4250	4.55	6.06	1.05	0.98	-1.63	20.4	-0.8	17.80
3624	7.98	10.68	1.35	0.39	-1.64	25.22	-1.12	11.32
2368	5.75	8.51	0.89	0.57	-0.09	16.75	-1.99	14.54
3118	4.06	6.76	0.74	0.92	-0.33	24.40	-1.46	13.85
4067	7.76	9.77	1.03	0.66	-0.02	25.32	-1.09	14.32

AV	<u>6.05</u>	<u>8.76</u>	<u>0.96</u>	<u>0.67</u>	<u>-0.32</u>	<u>22.75</u>	<u>-1.38</u>	<u>14.57</u>
	20%	25%	25%	25%	18%	30%	30%	20%

RAMSGATE	6.6	8	.9	.5		24.7	-1.1	13.9
CHALUC.		11.6	1.5	0.9		25	-0.3	16.8
		<u>19.6</u>	<u>2.4</u>	<u>1.4</u>		<u>50</u>	<u>-1.4</u>	<u>30.7</u>
		9.8	1.2	.7		25	-0.7	15.3

9.02

1.01

0.68


23.25 -1.22

\$24,250

\$26,940.00

\$2,900

WOOL

- ▶ Produced 215 bales of wool this financial year.
 - ▶ 15.6 -19.5 micron.
 - ▶ White bright and hopefully getting more waterproof.
- 
- A decorative graphic consisting of several parallel yellow lines of varying lengths, slanted upwards from left to right, located in the bottom right corner of the slide.

LAMB

GROWTH RATE

530 GRAMS A DAY





2021

Schools' Merino Wethers Competition

Clare High School I



Class 313

Exhibit 1434 Reg. Tag 691

MICRON	S.D	C.V
15.9	2.0	12.9
YIELD	C.F	MARCH WT kg
64.1	99.9	49.5
FAT	EMD	SEPT WT kg
FLEECE WEIGHT	Total FLEECE VALUE	OVERALL VAL. M&F
5.5	\$105.77	



2021

Schools' Merino Wethers Competition

Clare High School I



Class 313

Exhibit 1434 Reg. Tag 858

MICRON	S.D	C.V
17.2	3.1	18.0
YIELD	C.F	MARCH WT kg
70.7	99.1	44.5
FAT	EMD	SEPT WT kg
FLEECE WEIGHT	Total FLEECE VALUE	OVERALL VAL. M&F
5.0	\$82.40	



2021

Schools' Merino Wethers Competition

Clare High School I



Class 313

Exhibit 1434

Reg. Tag 690

MICRON	S.D	C.V
17.6	2.6	14.8
YIELD	C.F	MARCH WT kg
70.4	99.4	45.5
FAT	EMD	SEPT WT kg
FLEECE WEIGHT	Total FLEECE VALUE	OVERALL VAL. M&F
4.0	\$61.67	

2021 School Merino Wethers – Meat placings

The THOMAS FOODS INTERNATIONAL PRIZE FOR BEST MEAT VALUE

Meat Place	Exhibit	School Team	Meat Combination
1	1451	Meningie Area School 1	\$ 861.74
2	1439	Lucindale Area School 1	\$ 838.77
3	1468	Willunga High School 1	\$ 826.38
4	1494	Clare High School 1	\$ 826.35
5	1460	Riverton & District High 2	\$ 819.55
6	1459	Riverton & District High 1	\$ 810.95
7	1486	St Marks Colleg Port Pirie 2	\$ 804.34
8	1479	Urrbrae Agricult High Sch 1	\$ 802.49

